

www.kanjin.com.tw

千晶
照明 **KANJIN**[®]
倍加用心，只為最好

KANJIN

千晶
照明

KANJIN[®]



Let's Make a Bright Difference!

T5/T8/LED Lighting Fixtures

KANjin

Let's Make a Bright Difference!



目錄 | Contents

▶ 輕鋼架燈具	
吸炭兩用輕鋼架燈具 Standard Duo-Function	003
網孔豪華型輕鋼架燈具 Perforated	007
空調型輕鋼架燈具 Air Conditioner	011
▶ PS板燈具	
PS 板輕鋼架燈具 Troffers	017
LED平板燈具 LED Flat Panel	021
▶ 設計師首選豪華型燈具	
豪華型LED燈具 Econ LED Panel	025
豪華型巧克力LED燈具 Econ LED Chocolate Panel	027
豪華型低眩光燈具 Designer's Choice LED Lighting Series	029
設計師款商業照明 Designer's Choice Commercial Lighting 歐規軌道燈 / Europe Track Light Series	031
設計師款商業照明 Designer's Choice Commercial Lighting 歐規嵌燈 / Designer Downlight Series	037
經濟款嵌燈 Economic Downlight Series	041
▶ 支架燈具	
山形燈具 FUJI	045
工事型燈具 Industrial	047
教室燈具 Classroom Lighting	049
黑板燈具 Blackboard Lighting	051
佈告欄燈具 Bulletin Board Lighting	053
吸吊兩用戰鬥機款 Duo Function Strip Light	055
中東燈 Battens	057
▶ 三防燈具	
防水防塵燈具 IP65 Lighting	061
防水防塵燈具(不鏽鋼) Stainless Steel IP65 Lighting	063
▶ 無塵室燈具	
無塵室T-Bar上掀式燈具 Cleanroom T-Bar Troffer(Open Up)	067
無塵室T-Bar下掀式燈具 Cleanroom T-Bar Troffer(Open Down)	069
無塵室庫板嵌入型燈具 Cleanroom Recessed Troffer	071
無塵室庫板吸頂式燈具 Cleanroom Mounted Fixture	073
無塵室吸頂型燈具 Mounted Fixture for Clean Room	075
無塵室淚滴型燈具 Tear Drop Light(Clean Room)	077
淚滴型經濟款燈具 Tear Drop Light	079
▶ 特殊燈具	
防爆燈具 Explosion-Proof Lighting	083
羽毛球燈具 Badminton Lighting	085
車道燈具 IP65 Lane Light IP65	087
▶ 細緻支架燈具	
LED 支架燈具 LED Strip Light	091
T5 支架燈具 T5 Strip Light	093
LED T8 串接支架燈具 LED T8 Series Strip Light	095
▶ 燈管	
T5 燈管 T5 Tubes	099
T8 色管 T8 Color Tubes	101
T8 LED 燈管 T8 LED Tubes	103
殺菌燈管 Germicidal Tubes	105
▶ 各式配件(另購)	
Accessories	109



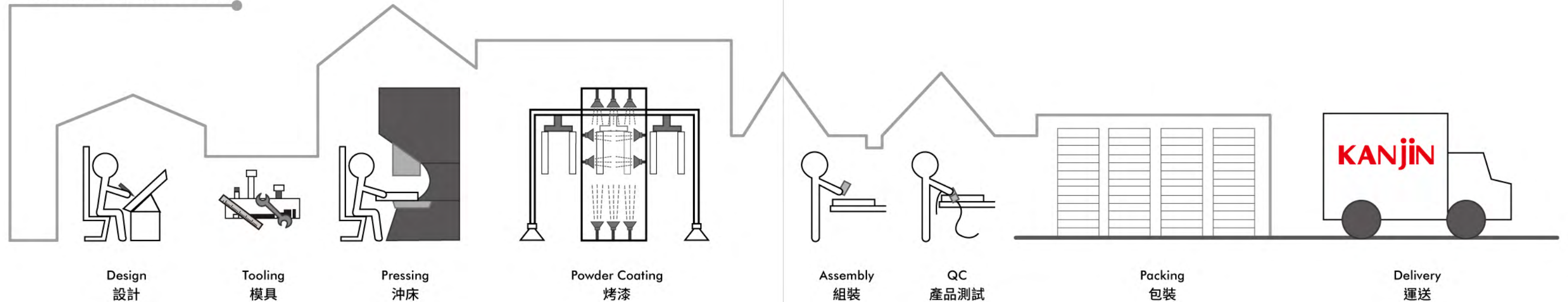
Introduction

本公司產品在照明市場上已有至少25年歷史，`Quality is Life` 是 **KANJIN** 的信念和核心價值。公司產品皆符合CNS及CE、UL、3C國際標準認證，不論在外銷方面和內銷方面，都有專業的人員在處理，因而商業照明界也已累積相當穩定的知名度及口碑。在 **KANJIN** 技術群和專業的銷售團隊的努力下，也提供您任何有關照明的諮詢、售後服務及保證。

In offices and workshops worldwide, our fluorescent light fixtures offer a dependable source of illumination for any task. We at OA Lighting **KANJIN** Supply offer an extensive range of recessed and hanging units--- all manufactured by our 300-member Taiwan and mainland China workforce under ISO9001 system.


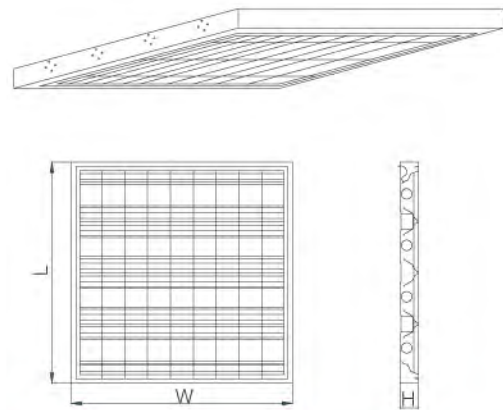
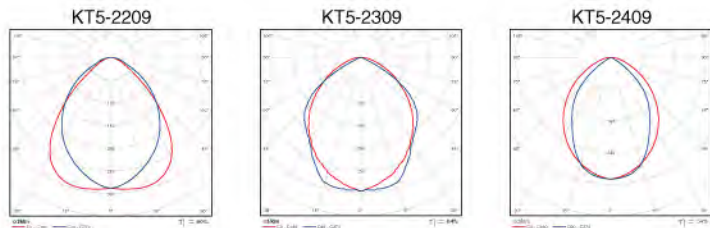


生產步驟 Production Procedure



Standard Duo-Function 吸炭兩用輕鋼架燈具

T5
T8
LED



003 | 004

KT-2409

	Light	Lamps	Dimension L x W x H (mm)	Type	Material
KT5-2409	14Wx4	T5	600x600x45	吸頂、嵌入式共用 Mounting & Recessed Function in one Design	烤漆鋼板+鋁反射器 SPCC Powder Coating Steel & Aluminum Louver
KT5-2409 LED	2'LEDx4	T5	600x600x45		
KT - 2409 LED	2'LEDx4	T8	600x600x65		
KT5-2309	14Wx3	T5	600x600x45	吸頂、嵌入式共用 Mounting & Recessed Function in one Design	烤漆鋼板+鋁反射器 SPCC Powder Coating Steel & Aluminum Louver
KT5-2309 LED	2'LEDx3	T5	600x600x45		
KT - 2309 LED	2'LEDx3	T8	600x600x65		
KT5-2209	14Wx2	T5	600x300x45	吸頂、嵌入式共用 Mounting & Recessed Function in one Design	烤漆鋼板+鋁反射器 SPCC Powder Coating Steel & Aluminum Louver
KT5-2209 LED	2'LEDx2	T5	600x300x45		
KT - 2209 LED	2'LEDx2	T8	600x300x65		
KT5-2229	14Wx2	T5	600x600x45	吸頂、嵌入式共用 Mounting & Recessed Function in one Design	烤漆鋼板+鋁反射器 SPCC Powder Coating Steel & Aluminum Louver
KT5-2229 LED	2'LEDx2	T5	600x600x45		
KT - 2229 LED	2'LEDx2	T8	600x600x65		

KT-2309



KT-2209

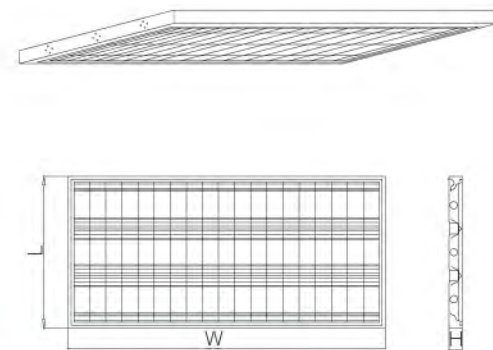
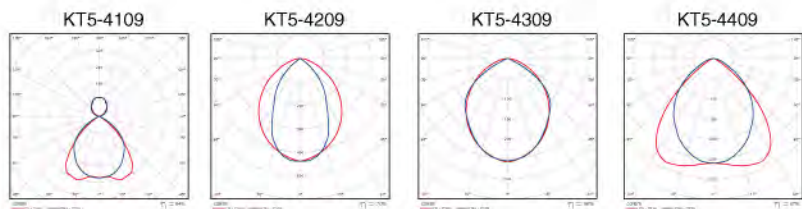


KT-2229



Standard Duo-Function 吸炭兩用輕鋼架燈具

T5
T8
LED



KT-4409

005 | 006

	Light	Lamps	Dimension L x W x H (mm)	Type	Material
KT5-4409	28Wx4	T5	1210x600x45	吸頂、嵌入式共用 Mounting & Recessed Function in one Design	烤漆鋼板+鋁反射器 SPCC Powder Coating Steel & Aluminum Louver
KT5-4409 LED	4'LEDx4	T5	1210x600x45		
KT - 4409 LED	4'LEDx4	T8	1210x600x65		
KT5-4309	28Wx3	T5	1210x600x45	吸頂、嵌入式共用 Mounting & Recessed Function in one Design	烤漆鋼板+鋁反射器 SPCC Powder Coating Steel & Aluminum Louver
KT5-4309 LED	4'LEDx3	T5	1210x600x45		
KT - 4309 LED	4'LEDx3	T8	1210x600x65		
KT5-4209	28Wx2	T5	1210x300x45	吸頂、嵌入式共用 Mounting & Recessed Function in one Design	烤漆鋼板+鋁反射器 SPCC Powder Coating Steel & Aluminum Louver
KT5-4209 LED	4'LEDx2	T5	1210x300x45		
KT - 4209 LED	4'LEDx2	T8	1210x300x65		
KT5-4109	28Wx1	T5	1180x150x120	吸頂、吊桿式共用 Mounting & Suspending Function in one Design	烤漆鋼板+鋁反射器 SPCC Powder Coating Steel & Aluminum Louver
KT5-4109 LED	4'LEDx1	T5	1180x150x120		
KT - 4109 LED	4'LEDx1	T8	1240x150x120		
KT5-4229	28Wx2	T5	1210x600x45	吸頂、嵌入式共用 Mounting & Recessed Function in one Design	烤漆鋼板+鋁反射器 SPCC Powder Coating Steel & Aluminum Louver
KT5-4229 LED	4'LEDx2	T5	1210x600x45		
KT - 4229 LED	4'LEDx2	T8	1210x600x65		

KT-4309



KT-4209




KT-4229



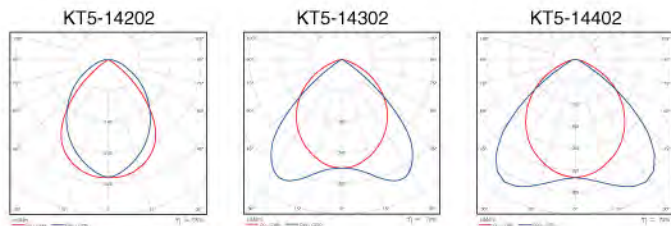
Perforated 網孔豪華型輕鋼架燈具

T5
T8
LED




007|008

KT5-14402

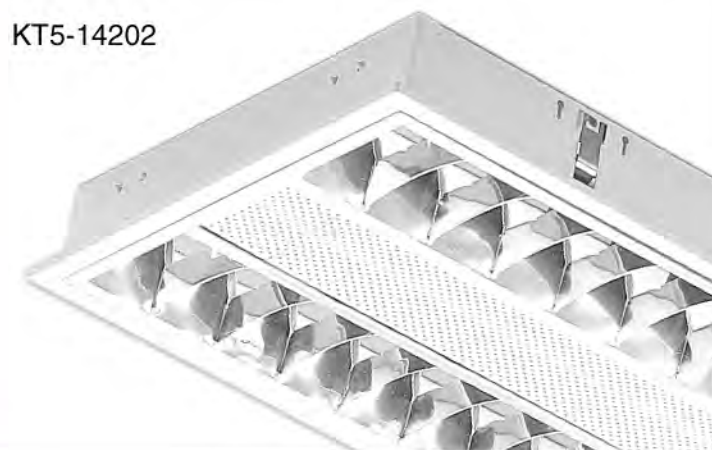


	Light	Lamps	Dimension L x W x H (mm)	Type	Material
KT5-14402	14Wx4	T5	600x600x60	嵌入式 Recessed Type	烤漆鋼板+鋁反射器 SPCC Powder Coating Steel & Aluminum Louver
KT5-14402 LED	2'LEDx4	T5	600x600x60		
KT - 20402 LED	2'LEDx4	T8	600x600x75		
KT5-14302	14Wx3	T5	600x600x60	嵌入式 Recessed Type	烤漆鋼板+鋁反射器 SPCC Powder Coating Steel & Aluminum Louver
KT5-14302 LED	2'LEDx3	T5	600x600x60		
KT - 20302 LED	2'LEDx3	T8	600x600x75		
KT5-14202	14Wx2	T5	600x300x60	嵌入式 Recessed Type	烤漆鋼板+鋁反射器 SPCC Powder Coating Steel & Aluminum Louver
KT5-14202 LED	2'LEDx2	T5	600x300x60		
KT - 20202 LED	2'LEDx2	T8	600x300x75		

KT5-14302

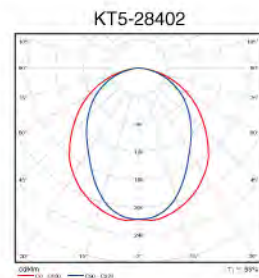
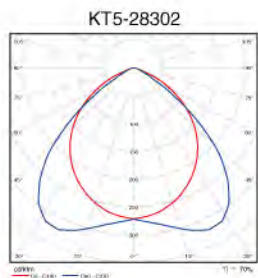


KT5-14202



Perforated 網孔豪華型輕鋼架燈具

T5
T8
LED




KT5-28402

009 | 010

	Light	Lamps	Dimension L x W x H (mm)	Type	Material
KT5-28402	28Wx4	T5	1210x600x60	嵌入式 Recessed Type	烤漆鋼板+鋁反射器 SPCC Powder Coating Steel & Aluminum Louver
KT5-28402 LED	4'LEDx4	T5	1210x600x60		
KT - 40402 LED	4'LEDx4	T8	1210x600x75		
KT5-28302	28Wx3	T5	1210x600x60	嵌入式 Recessed Type	烤漆鋼板+鋁反射器 SPCC Powder Coating Steel & Aluminum Louver
KT5-28302 LED	4'LEDx3	T5	1210x600x60		
KT - 40302 LED	4'LEDx3	T8	1210x600x75		
KT5-28202	28Wx2	T5	1210x300x60	嵌入式 Recessed Type	烤漆鋼板+鋁反射器 SPCC Powder Coating Steel & Aluminum Louver
KT5-28202 LED	4'LEDx2	T5	1210x300x60		
KT - 40202 LED	4'LEDx2	T8	1210x300x75		

KT5-28302



KT5-28202



Air Conditioner 空調型輕鋼架燈具

T5
T8
LED



KT-2306

011 | 012

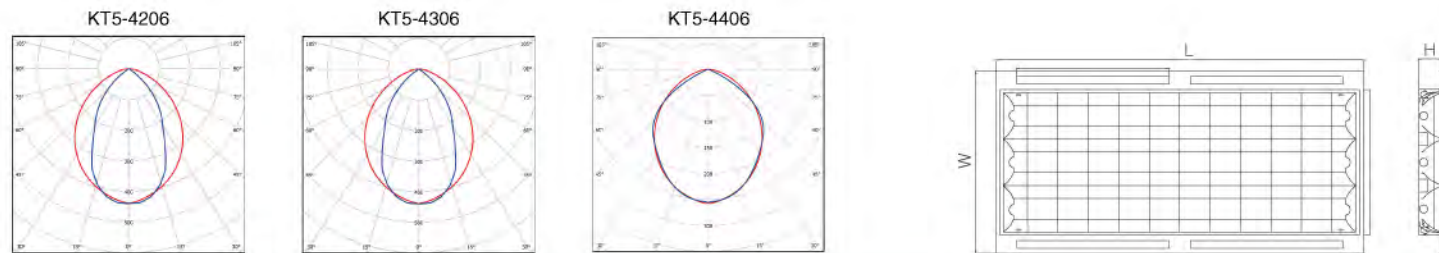
	Light	Lamps	Dimension L x W x H (mm)	Type	Material
KT5-2406	14Wx4	T5	600x600x65	嵌入式 Recessed Type	烤漆鋼板+鋁反射器 SPCC Powder Coating Steel & Aluminum Reflector
KT5-2406 LED	2'LEDx4	T5	600x600x65		
KT - 2406 LED	2'LEDx4	T8	600x600x80		
KT5-2306	14Wx3	T5	600x600x65	嵌入式 Recessed Type	烤漆鋼板+鋁反射器 SPCC Powder Coating Steel & Aluminum Reflector
KT5-2306 LED	2'LEDx3	T5	600x600x65		
KT - 2306 LED	2'LEDx3	T8	600x600x80		
KT5-2206	14Wx2	T5	600x300x65	嵌入式 Recessed Type	烤漆鋼板+鋁反射器 SPCC Powder Coating Steel & Aluminum Reflector
KT5-2206 LED	2'LEDx2	T5	600x300x65		
KT - 2206 LED	2'LEDx2	T8	600x300x80		



KT-2406

Air Conditioner 空調型輕鋼架燈具

T5
T8
LED




KT-4306

013 | 014

	Light	Lamps	Dimension L x W x H (mm)	Type	Material
KT5-4406	28Wx4	T5	1210x600x65	嵌入式 Recessed Type	烤漆鋼板+鋁反射器 SPCC Powder Coating Steel & Aluminum Reflector
KT5-4406 LED	4'LEDx4	T5	1210x600x65		
KT - 4406 LED	4'LEDx4	T8	1210x600x80		
KT5-4306	28Wx3	T5	1210x600x65	嵌入式 Recessed Type	烤漆鋼板+鋁反射器 SPCC Powder Coating Steel & Aluminum Reflector
KT5-4306 LED	4'LEDx3	T5	1210x600x65		
KT - 4306 LED	4'LEDx3	T8	1210x600x80		
KT5-4206	28Wx2	T5	1210x300x65	嵌入式 Recessed Type	烤漆鋼板+鋁反射器 SPCC Powder Coating Steel & Aluminum Reflector
KT5-4206 LED	4'LEDx2	T5	1210x300x65		
KT - 4206 LED	4'LEDx2	T8	1210x300x80		

KT-4206



Troffers PS板燈具

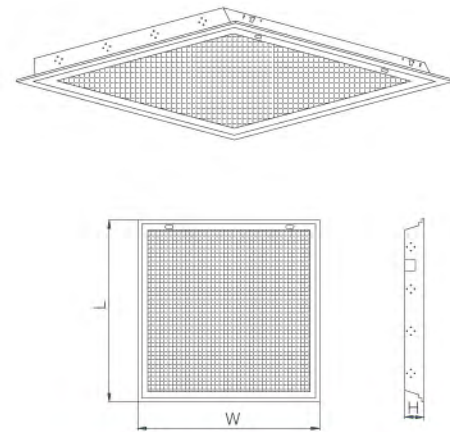
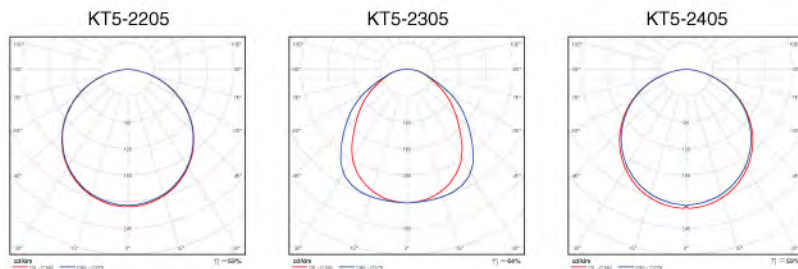
Troffers
LED Flat Panel
T5 / T8 / LED
LIGHTING



Troffers

PS板輕鋼架燈具

T5
T8
LED



	Light	Lamps	Dimension L x W x H (mm)	Type	Material
KT5-2405	14Wx4	T5	600x600x65	嵌入式 Recessed Type	烤漆鋼板+壓克力板/ PC板/PS板 SPCC Powder Coating Steel & PC/PS/ Acrylic Diffuser
KT5-2405 LED	2'LEDx4	T5	600x600x65		
KT - 2405 LED	2'LEDx4	T8	600x600x65		
KT5-2305	14Wx3	T5	600x600x65	嵌入式 Recessed Type	烤漆鋼板+壓克力板/ PC板/PS板 SPCC Powder Coating Steel & PC/PS/ Acrylic Diffuser
KT5-2305 LED	2'LEDx3	T5	600x600x65		
KT - 2305 LED	2'LEDx3	T8	600x600x65		
KT5-2205	14Wx2	T5	600x300x65	嵌入式 Recessed Type	烤漆鋼板+壓克力板/ PC板/PS板 SPCC Powder Coating Steel & PC/PS/ Acrylic Diffuser
KT5-2205 LED	2'LEDx2	T5	600x300x65		
KT - 2205 LED	2'LEDx2	T8	600x300x65		

017|018



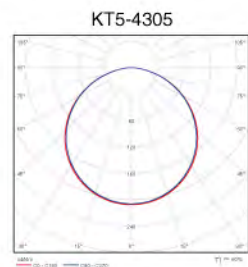
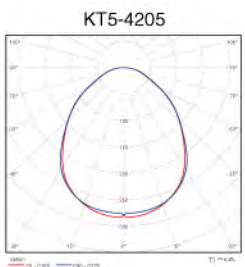
KT5-2405

Troffers

PS板輕鋼架燈具

T5
T8
LED

019 | 020



KT-4205

	Light	Lamps	Dimension L x W x H (mm)	Type	Material
KT5-4405	28Wx4	T5	1210x600x65	嵌入式 Recessed Type	烤漆鋼板+壓克力板/ PC板/PS板 SPCC Powder Coating Steel & PC/PS/ Acrylic Diffuser
KT5-4405 LED	4'LEDx4	T5	1210x600x65		
KT - 4405 LED	4'LEDx4	T8	1210x600x65		
KT5-4305	28Wx3	T5	1210x600x65	嵌入式 Recessed Type	烤漆鋼板+壓克力板/ PC板/PS板 SPCC Powder Coating Steel & PC/PS/ Acrylic Diffuser
KT5-4305 LED	4'LEDx3	T5	1210x600x65		
KT - 4305 LED	4'LEDx3	T8	1210x600x65		
KT5-4205	28Wx2	T5	1210x300x65	嵌入式 Recessed Type	烤漆鋼板+壓克力板/ PC板/PS板 SPCC Powder Coating Steel & PC/PS/ Acrylic Diffuser
KT5-4205 LED	4'LEDx2	T5	1210x300x65		
KT - 4205 LED	4'LEDx2	T8	1210x300x65		

透明壓克力板

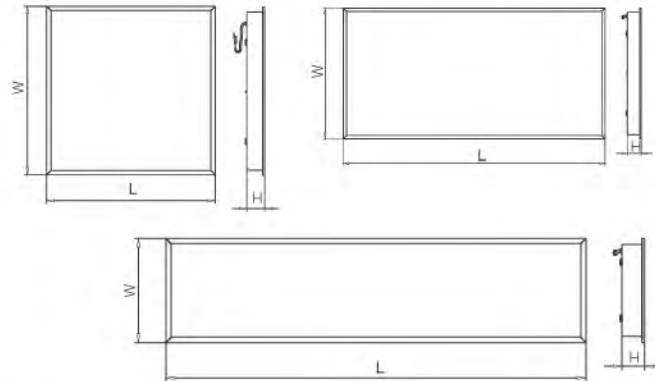
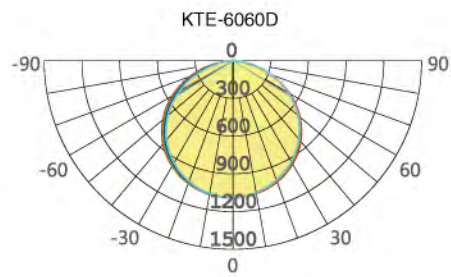


KT-4405



LED Flat Panel LED平板燈具

LED



KTE-6060B

021 | 022

	Light	Dimension L x W x H (mm)	Type	Material
KTE-6060B	LED	600x600x65 / 直下式發光 Direct-Lit	嵌入、吊桿式 Recessed & Suspending Type	烤漆鋼板+擴散板 Powder Coated SPCC Steel +Diffuser
KTE-6060S	LED	600x600x10 / 側發光 Edge-Lit		
KTE-6030B	LED	600x300x65 / 直下式發光 Direct-Lit	嵌入、吊桿式 Recessed & Suspending Type	烤漆鋼板+擴散板 Powder Coated SPCC Steel +Diffuser
KTE-6030S	LED	600x300x10 / 側發光 Edge-Lit		
KTE-12060B	LED	1200x600x65 / 直下式發光 Direct-Lit	嵌入、吊桿式 Recessed & Suspending Type	烤漆鋼板+擴散板 Powder Coated SPCC Steel +Diffuser
KTE-12060S	LED	1200x600x10 / 側發光 Edge-Lit		
KTE-12030B	LED	1200x300x65 / 直下式發光 Direct-Lit	嵌入、吊桿式 Recessed & Suspending Type	烤漆鋼板+擴散板 Powder Coated SPCC Steel +Diffuser
KTE-12030S	LED	1200x300x10 / 側發光 Edge-Lit		

KTE-6030B



KTE-12030B

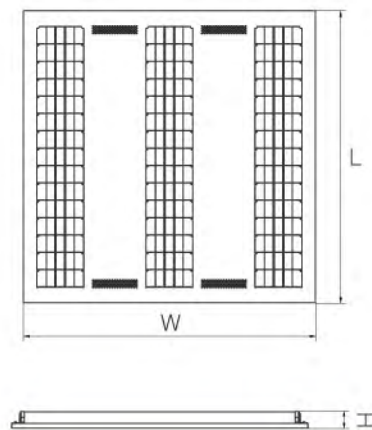
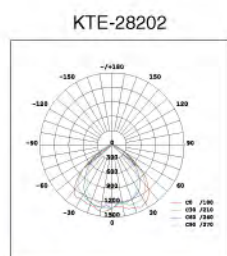
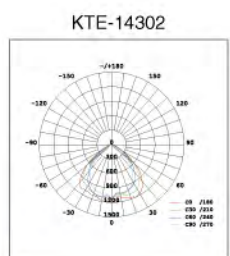


KTE-12060B



Econ LED Panel 豪華型LED燈具

LED
Low Glare Design / 低眩光設計



	Wattage	Light	Dimension L x W x H (mm)	Type	Material
KTE-14302	35W	LED	597x597x34	吸頂、嵌入、吊桿式共用 Mounting & Recessed & Suspending Function in one Design	烤漆鋼板+鋁反射器 SPCC Powder Coating Steel & Aluminum Louver
KTE-28202	40W	LED	1197x597x34		
KTE-28402	60W	LED	1197x597x34		

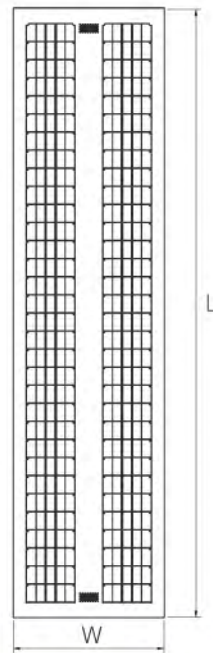
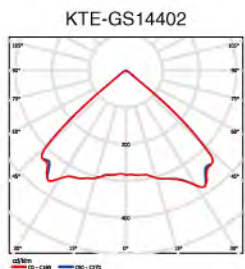


025 | 026

KTE-14302

Econ LED Chocolate Panel 豪華型巧克力LED燈具

LED
Low Glare Design / 低眩光設計



	Wattage	Light	Dimension L x W x H (mm)	Type	Material
KTE-GS14402	35W	LED	597x597x18	吸頂、嵌入、吊桿式共用 Mounting & Recessed & Suspending Function in one Design	烤漆鋼板+高反射塑料本體 SPCC Powder Coating Steel & High Reflective PC
KTE-GS28202	35W	LED	1197x297x18		
KTE-GS28402	60W	LED	1197x597x18		



027 | 028

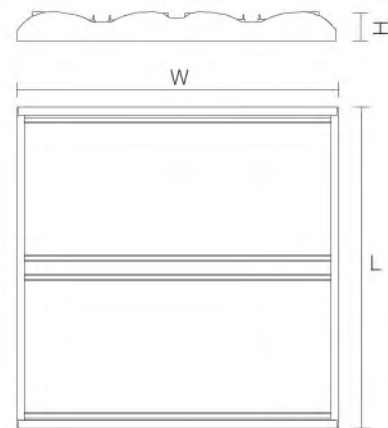
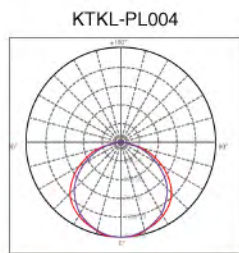
KTE-GS14402

Designer's Choice LED Lighting Series

豪華型低眩光燈具

LED

Low Glare Design / 低眩光設計



	Wattage	Light	Dimension L x W x H (mm)	Type	Material
KTKL-PL009	27W	LED	600x300x55	吸頂、嵌入、吊桿式共用 Mounting & Recessed & Suspending Function in one Design	高反射塑料本體 High Reflective PC
KTKL-PL004	40W	LED	600x600x55		
KTKL-PL010	40W	LED	1200x300x55	吸頂、嵌入、吊桿式共用 Mounting & Recessed & Suspending Function in one Design	高反射塑料本體 High Reflective PC
KTKL-PL008	50W	LED	1200x600x55		

■ DALI, 1-10V Dimmable Optional

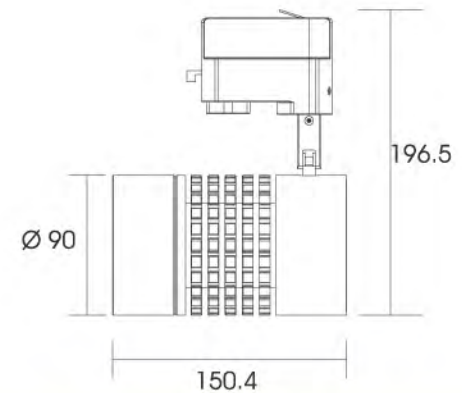
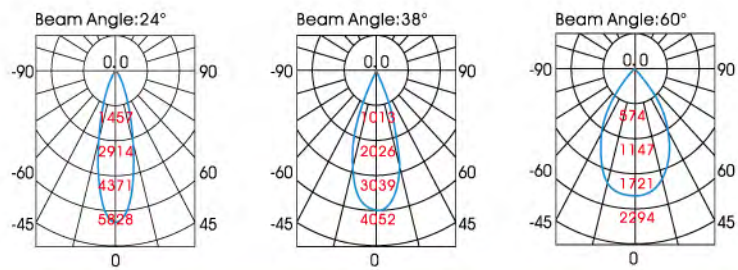
■ German/Brazil 620x620mm Dimension Available



KTKL-PL004

Designer's Choice Commercial Lighting 設計師款商業照明

歐規軌道燈 / Europe Track Light Series



	Lumen(Lm)	CCT.	Dimmable Option 調光選擇	Wattage	Dimension L x W x H (mm)	Power Factor
KTKL-TR-003	2802	2700K	YES	35W	196x150x90	>0.95
KTKL-TR-003	2889	3000K	YES			
KTKL-TR-003	3052	4000K	YES			
KTKL-TR-003	3052	5000K	YES			

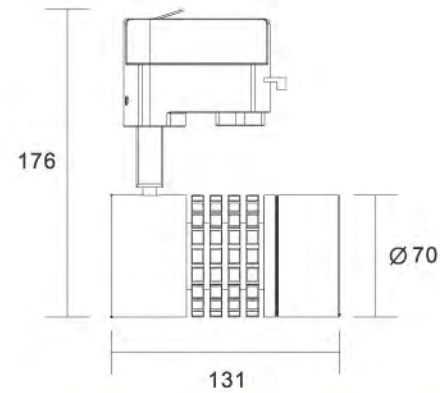
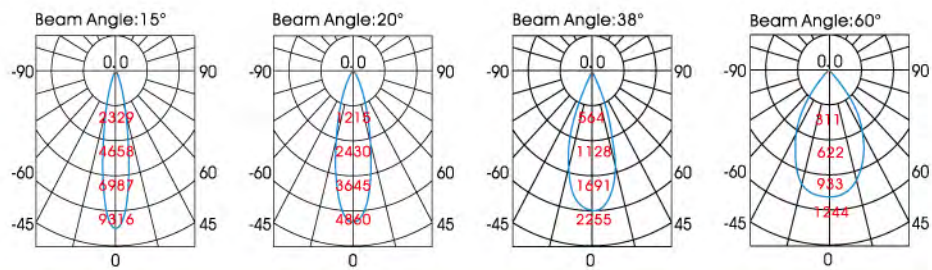
- 重量：1.5kg
- 使用電壓：AC220-240V
- 發光角度 Beam Angle：24°, 38°, 60°, 90°
- 使用壽命 Lifetime(hrs)：50,000
- CRI：82 (CRI90-95 available for 2700K/3000K/4000K)



KTKL-TR-003

Designer's Choice Commercial Lighting 設計師款商業照明

歐規軌道燈 / Europe Track Light Series



	Lumen(Lm)	CCT.	Dimmable Option 調光選擇	Wattage	Dimension L x W x H (mm)	Power Factor
KTKL-TR-004	1085	2700K	YES	15W	176x130x70	>0.95
KTKL-TR-004	1238	3000K	YES			
KTKL-TR-004	1358	4000K	YES			
KTKL-TR-004	1358	5000K	YES			

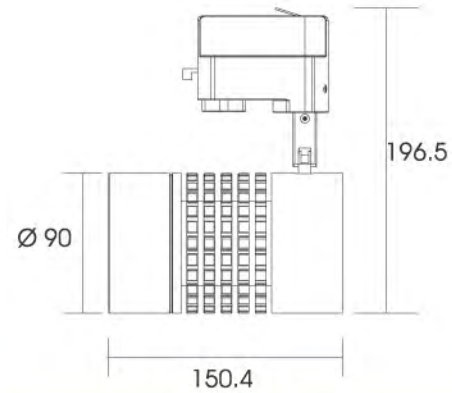
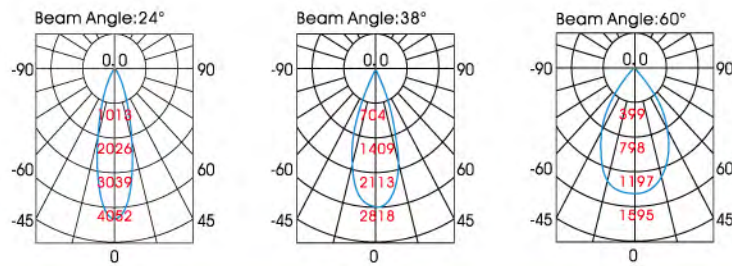
- 重量：1 kg
- 使用電壓：AC220-240V
- 發光角度 Beam Angle：24°, 38°, 60°
- 使用壽命 Lifetime(hrs)：50,000
- CRI：82 (CRI90-95 available for 2700K/3000K/4000K)



KTKL-TR-004

Designer's Choice Commercial Lighting 設計師款商業照明

歐規軌道燈 / Europe Track Light Series



	Lumen(Lm)	CCT.	Dimmable Option 調光選擇	Wattage	Dimension L x W x H (mm)	Power Factor
KTKL-TR-007	1904	2700K	YES	25W	196x150x90	>0.95
KTKL-TR-007	2009	3000K	YES			
KTKL-TR-007	2154	4000K	YES			
KTKL-TR-007	2154	5000K	YES			

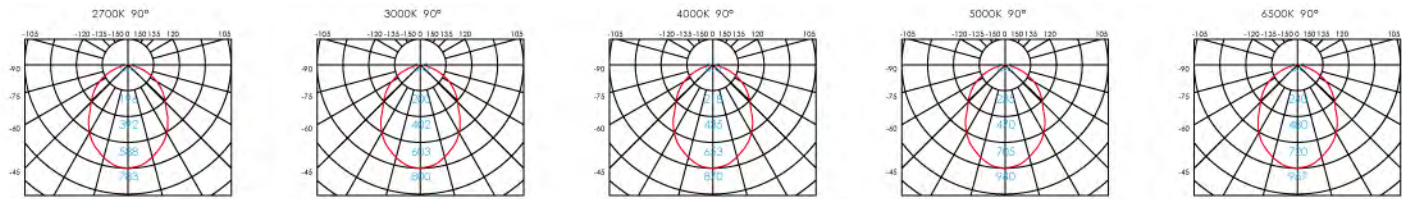
- 重量：1.5 kg
- 使用電壓：AC220-240V
- 發光角度 Beam Angle：24°, 38°, 60°, 90°
- 使用壽命 Lifetime(hrs)：50,000
- CRI：82 (CRI90-95 available for 2700K/3000K/4000K)



KTKL-TR-007

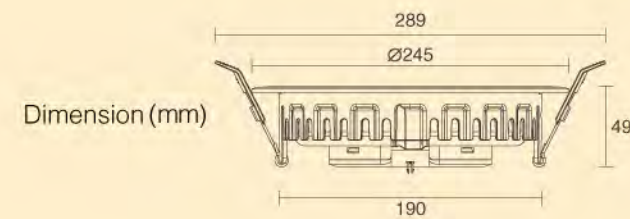
Designer's Choice Commercial Lighting 設計師款商業照明

歐規嵌燈 / Designer Downlight Series
Low Glare Design / 低眩光設計



	Lumen(Lm)	CCT.	Dimmable Option 調光選擇	Wattage	CRI	Power Factor
KTKL-DL-063	1800	2700K	Yes	23W	82	0.90
KTKL-DL-063	1840	3000K	Yes	23W	82	
KTKL-DL-063	2000	4000K	Yes	23W	82	
KTKL-DL-063	2050	5000K	Yes	23W	80	
KTKL-DL-063	2100	6500K	Yes	23W	80	

- 使用電壓：AC220-240V
- 發光角度 Beam Angle：90°
- 使用壽命 Lifetime(hrs)：36,000

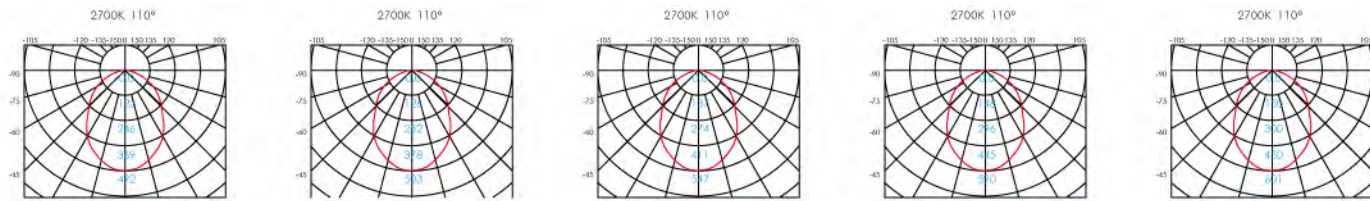


037 | 038

KTKL-DL-063

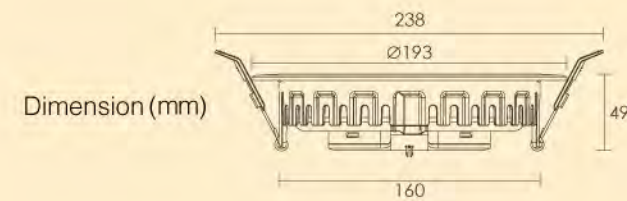
Designer's Choice Commercial Lighting 設計師款商業照明

歐規嵌燈 / Designer Downlight Series
Low Glare Design / 低眩光設計



	Lumen(Lm)	CCT.	Dimmable Option 調光選擇	Wattage	CRI	Power Factor
KTKL-DL-064	1100	2700K	YES	15W	82	0.90
KTKL-DL-064	1150	3000K	YES	15W	82	
KTKL-DL-064	1200	4000K	YES	15W	82	
KTKL-DL-064	1225	5000K	YES	15W	80	
KTKL-DL-064	1250	6500K	YES	15W	80	

- 使用電壓：AC220-240V
- 發光角度 Beam Angle：110°
- 使用壽命 Lifetime(hrs)：40,000



KTKL-DL-064

Economic Downlight

經濟款嵌燈

041 | 042



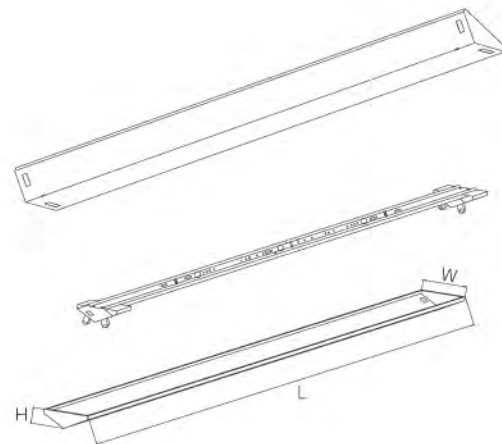
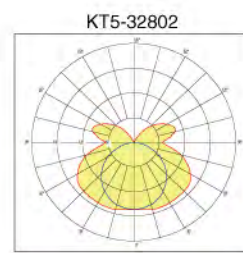
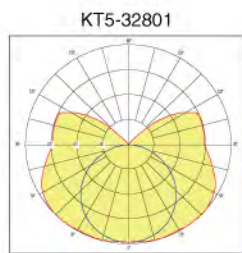
KTE-DLR1515

	Lumen(Lm)	CCT.	Wattage	CRI	Dimension L x W x H (mm)	Power Factor
KTE-DLR1515	1350	3000K	15W	80(Ra)	Φ175 x 27 (開孔Φ150)	0.90
KTE-DLR1515	1450	4000K	15W	80		
KTE-DLR1515	1450	6000K	15W	80		

- 重量：195(g)
- 發光角度 Beam Angle：120°
- 使用電壓：AC110-240(VAC)
- 不可調光 Not dimmable
- 材質：燈罩：PC擴散板 / 散熱件：鋁合金 Aluminum
- 適用：室內住家、辦公室、學校、醫院
- 防護等級IP：20
- 台灣製造 Made in Taiwan
- 使用壽命 Lifetime(hrs)：20,000

FUJI 山形燈具

T5
T8
LED



045 | 046



KT5-32802

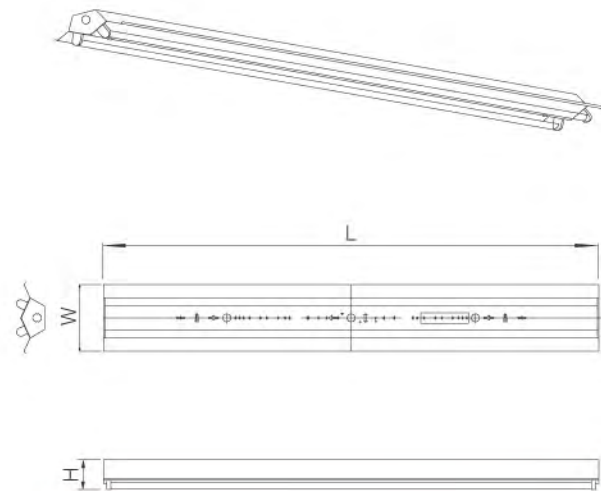
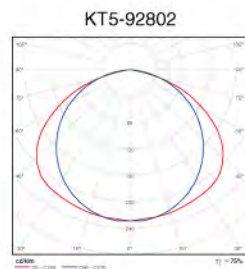
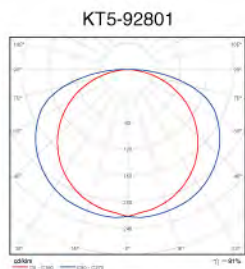


KT5-32801

	Light	Lamps	Dimension L x W x H (mm)	Type	Material
KT5-32801	28Wx1	T5	1193x100x43	吸頂式 Mounting Type	烤漆鋼板 SPCC Powder Coating Steel
KT5-32801 LED	4'LEDx1	T5	1193x100x43		
KT - 3401 LED	4'LEDx1	T8	1252x100x71		
KT5-32802	28Wx2	T5	1193x136x47	吸頂式 Mounting Type	烤漆鋼板 SPCC Powder Coating Steel
KT5-32802 LED	4'LEDx2	T5	1193x136x47		
KT - 3402 LED	4'LEDx2	T8	1252x150x54		
KT5-31401	14Wx1	T5	592x100x43	吸頂式 Mounting Type	烤漆鋼板 SPCC Powder Coating Steel
KT5-31401 LED	2'LEDx1	T5	592x100x43		
KT - 3201 LED	2'LEDx1	T8	634x100x71		
KT5-31402	14Wx2	T5	592x136x47	吸頂式 Mounting Type	烤漆鋼板 SPCC Powder Coating Steel
KT5-31402 LED	2'LEDx2	T5	592x136x47		
KT - 3202 LED	2'LEDx2	T8	633x150x54		

Industrial 工事型燈具

T5
T8
LED



KT5-92802

	Light	Lamps	Dimension L x W x H (mm)	Type	Material
KT5-92801	28Wx1	T5	1180x132x60	吸頂、吊桿式共用 Mounting & Suspending Function in one Design	烤漆鋼板 SPCC Powder Coating Steel
KT5-92801 LED	4'LEDx1	T5	1180x132x60		
KT - 9401 LED	4'LEDx1	T8	1230x132x70		
KT5-92802	28Wx2	T5	1185x175x70	吸頂、吊桿式共用 Mounting & Suspending Function in one Design	烤漆鋼板 SPCC Powder Coating Steel
KT5-92802 LED	4'LEDx2	T5	1185x175x70		
KT - 9402 LED	4'LEDx2	T8	1240x175x75		
KT5-92803	28Wx3	T5	1180x250x82	吸頂、吊桿式共用 Mounting & Suspending Function in one Design	烤漆鋼板 SPCC Powder Coating Steel
KT5-92803 LED	4'LEDx3	T5	1180x250x82		
KT - 9403 LED	4'LEDx3	T8	1230x250x82		
KT5-91401	14Wx1	T5	585x93x60	吸頂、吊桿式共用 Mounting & Suspending Function in one Design	烤漆鋼板 SPCC Powder Coating Steel
KT5-91401 LED	2'LEDx1	T5	585x93x60		
KT - 9201 LED	2'LEDx1	T8	612x132x72		
KT5-91402	14Wx2	T5	591x168x67	吸頂、吊桿式共用 Mounting & Suspending Function in one Design	烤漆鋼板 SPCC Powder Coating Steel
KT5-91402 LED	2'LEDx2	T5	591x168x67		
KT - 9202 LED	2'LEDx2	T8	612x180x80		

■ 備註：吊桿另購 Suspending poles optional

KT-9401



KT5-92801



KT-9403

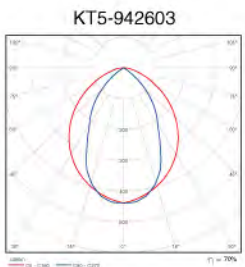


KT5-92803




Classroom Lighting 教室燈具

T5
T8
LED




049 | 050



	Light	Lamps	Dimension L x W x H (mm)	Type	Material
KT5-942603	28Wx2	T5	1220x240x67	吊桿式 Suspending	烤漆鋼板+鋁反射器 SPCC Powder Coating Steel & Aluminum Louver
KT - 942603	4'LEDx2	T8	1220x240x67		

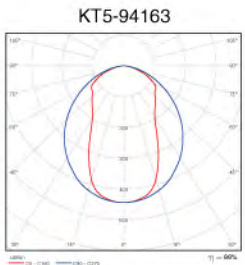
■ 備註：吊桿另購 Suspending poles optional



Blackboard Lighting

黑板燈具

T5
T8
LED



051 | 052



	Light	Lamps	Dimension L x W x H (mm)	Type	Material
KT5-94163	28Wx1	T5	1170x170x155	吊桿式 Suspending	烤漆鋼板+鋁反射器 SPCC Powder Coating Steel & Aluminum Louver
KT5-94163 LED	4'LEDx1	T5	1170x170x155		
KT - 94163 LED	4'LEDx1	T8	1217x178x142		
KT5-94263	28Wx2	T5	1170x170x155	吊桿式 Suspending	烤漆鋼板+鋁反射器 SPCC Powder Coating Steel & Aluminum Louver
KT5-94263 LED	4'LEDx2	T5	1170x170x155		
KT - 94263 LED	4'LEDx2	T8	1217x178x142		

■ 備註：吊桿另購 Suspending poles optional

KT5-94263



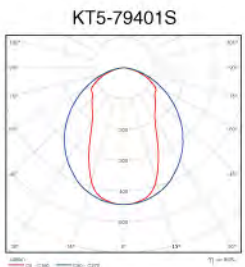
KT-94263



Bulletin Board Lighting

佈告欄燈具

T5
T8
LED



	Light	Lamps	Dimension L x W x H (mm)	Type	Material
KT5-79401S	28Wx1	T5	1172x40x90	吸頂、吊桿式共用	烤漆鋼板
KT5-79401S LED	4'LEDx1	T5	1172x40x90	Mounting & Suspending Function in one Design	SPCC Powder Coating Steel
KT - 79401S LED	4'LEDx1	T8	1226x40x120		
KT5-79201S	14Wx1	T5	572x40x90	吸頂、吊桿式共用	烤漆鋼板
KT5-79201S LED	2'LEDx1	T5	572x40x90	Mounting & Suspending Function in one Design	SPCC Powder Coating Steel
KT - 79201S LED	2'LEDx1	T8	608x40x120		

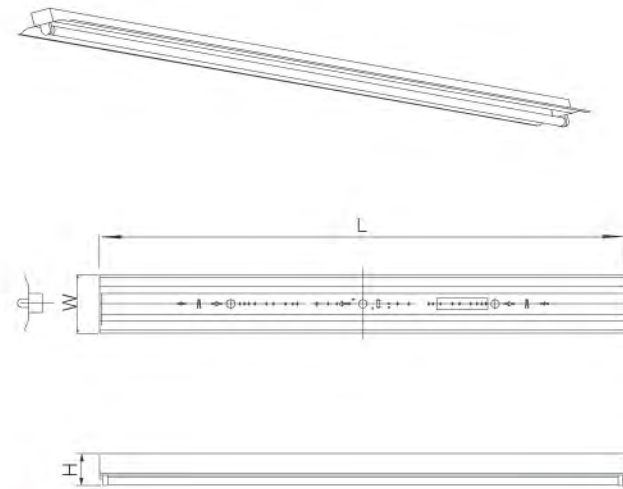
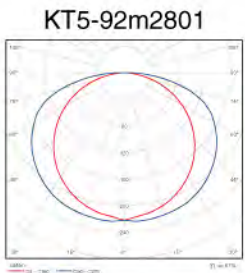
■ 備註：吊桿另購 Suspending poles optional



Duo Function Strip Light

吸吊兩用戰鬥機款

T5
LED



055 | 056

	Light	Lamps	Dimension L x W x H (mm)	Type	Material
KT5-9sm2801	28Wx1	T5	1180x120x60	吸頂、吊桿式共用 Mounting & Suspending Function in one Design	烤漆鋼板+鋁反射器 SPCC Powder Coating Steel & Aluminum Louver
KT5-9sm2801 LED	4'LEDx1	T5	1180x120x60		

■ 特點：

1. 吸頂、吊桿兩用，可當工事燈及山型燈使用。
工事燈尺寸：1180x120x65(mm)
山型燈尺寸：1180x120x60(mm)
2. 雙鏡面反射板更倍增光度效能。
3. 適用場所：工廠、停車場、住家、走廊、工作檯、商店、賣場、超市、餐廳、學校、倉庫等室內場所。

■ 備註：吊桿另購 Suspending poles optional

KT5-9SM2801(山型)



KT5-9SM2801(工事型)





KT5-9SM2801(山型)



Battens 中東燈

T5
T8
LED

KT5-72801



KT-7402

	Light	Lamps	Dimension L x W x H (mm)	Type	Material
KT5-72801	28Wx1	T5	1180x30x25	吸頂式 Mounting Type	烤漆鋼板 SPCC Powder Coating Steel
KT5-72801 LED	4'LEDx1	T5	1180x30x25		
KT - 7401 LED	4'LEDx1	T8	1226x36x68		
KT5-71401	14Wx1	T5	580x30x25	吸頂式 Mounting Type	烤漆鋼板 SPCC Powder Coating Steel
KT5-71401 LED	2'LEDx1	T5	580x30x25		
KT - 7201 LED	2'LEDx1	T8	608x36x68		
KT5-72802	28Wx2	T5	1180x60x33	吸頂式 Mounting Type	烤漆鋼板 SPCC Powder Coating Steel
KT5-72802 LED	4'LEDx2	T5	1180x60x33		
KT - 7402 LED	4'LEDx2	T8	1250x83x70		
KT5-71402	14Wx2	T5	580x60x33	吸頂式 Mounting Type	烤漆鋼板 SPCC Powder Coating Steel
KT5-71402 LED	2'LEDx2	T5	580x60x33		
KT - 7202 LED	2'LEDx2	T8	635x83x70		

KT-7202 LED



KT5-72801



KT5-71402





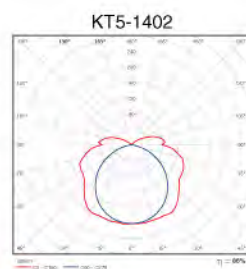
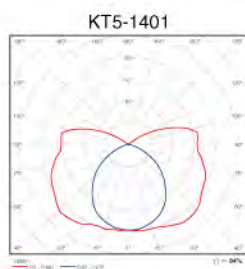
IP65 Fixtures 三防燈具

IP65 Lighting
Stainless Steel IP65 Lighting

T5 / T8 / LED
LIGHTING

IP65 Lighting 防水防塵燈具

T5
T8
LED



061 | 062

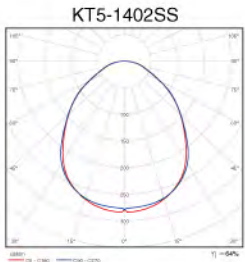
	Light	Lamps	Dimension L x W x H (mm)	Type	Material
KT5-15801	35Wx1	T5	1565x105x110	吸頂、吊鏈式共用 Mounting & Suspending Chain Function in one Design	PC上罩+ABS本體+不鏽鋼鋼扣 PC Cover + ABS Housing +SS clips
KT5-15801 LED	5'LEDx1	T5	1565x105x110		
KT - 15801 LED	5'LEDx1	T8	1565x105x110		
KT5-15802	35Wx2	T5	1565x165x110	吸頂、吊鏈式共用 Mounting & Suspending Chain Function in one Design	PC上罩+ABS本體+不鏽鋼鋼扣 PC Cover + ABS Housing +SS clips
KT5-15802 LED	5'LEDx2	T5	1565x165x110		
KT - 15802 LED	5'LEDx2	T8	1565x165x110		
KT5-1401	28Wx1	T5	1265x105x110	吸頂、吊鏈式共用 Mounting & Suspending Chain Function in one Design	PC上罩+ABS本體+不鏽鋼鋼扣 PC Cover + ABS Housing +SS clips
KT5-1401 LED	4'LEDx1	T5	1265x105x110		
KT - 1401 LED	4'LEDx1	T8	1265x105x110		
KT5-1402	28Wx2	T5	1265x165x110	吸頂、吊鏈式共用 Mounting & Suspending Chain Function in one Design	PC上罩+ABS本體+不鏽鋼鋼扣 PC Cover + ABS Housing +SS clips
KT5-1402 LED	4'LEDx2	T5	1265x165x110		
KT - 1402 LED	4'LEDx2	T8	1265x165x110		
KT5-1201	14Wx1	T5	655x105x110	吸頂、吊鏈式共用 Mounting & Suspending Chain Function in one Design	PC上罩+ABS本體+不鏽鋼鋼扣 PC Cover + ABS Housing +SS clips
KT5-1201 LED	2'LEDx1	T5	655x105x110		
KT - 1201 LED	2'LEDx1	T8	655x105x110		
KT5-1202	14Wx2	T5	655x165x110	吸頂、吊鏈式共用 Mounting & Suspending Chain Function in one Design	PC上罩+ABS本體+不鏽鋼鋼扣 PC Cover + ABS Housing +SS clips
KT5-1202 LED	2'LEDx2	T5	655x165x110		
KT - 1202 LED	2'LEDx2	T8	655x165x110		

KT5-1401



Stainless Steel IP65 Lighting 防水防塵燈具(不鏽鋼)

T5
T8
LED



KT5-1201SS

063 | 064

	Light	Lamps	Dimension L x W x H (mm)	Type	Material
KT5-1401SS	28Wx1	T5	1310x140x97	吸頂式 Mounting Type	不鏽鋼本體+強化玻璃 Stainless Steel Housing + Tempered Glass
KT5-1401SS LED	4'LEDx1	T5	1310x140x97		
KT - 1401SS LED	4'LEDx1	T8	1310x140x97		
KT5-1402SS	28Wx2	T5	1310x210x97	吸頂式 Mounting Type	不鏽鋼本體+強化玻璃 Stainless Steel Housing + Tempered Glass
KT5-1402SS LED	4'LEDx2	T5	1310x210x97		
KT - 1402SS LED	4'LEDx2	T8	1310x210x97		
KT5-1201SS	14Wx1	T5	710x140x97	吸頂式 Mounting Type	不鏽鋼本體+強化玻璃 Stainless Steel Housing + Tempered Glass
KT5-1201SS LED	2'LEDx1	T5	710x140x97		
KT - 1201SS LED	2'LEDx1	T8	710x140x97		
KT5-1202SS	14Wx2	T5	710x210x97	吸頂式 Mounting Type	不鏽鋼本體+強化玻璃 Stainless Steel Housing + Tempered Glass
KT5-1202SS LED	2'LEDx2	T5	710x210x97		
KT - 1202SS LED	2'LEDx2	T8	710x210x97		



Cleanroom T-Bar Troffer(Open Up)

無塵室T-Bar上掀式燈具

T5
T8
LED



4'2"LEDx3

067|068

Light	Lamps	Diffuser	Dimension L x W x H (mm)
4'2"LEDx2	T8	燈罩 1.PS板型 2.透明壓克力板型 3.PC板型 4.強化玻璃型 5.反射鏡面板型(加裝)	1: 1218x600x100 (T-GRID 中心距 1240x630適用) (使用1200mm標準長度燈管) 2: 1221x570x182 (T-GRID 中心距 1200x600適用) (使用1200mm標準長度燈管) 3: 1170x570x100 (T-GRID 中心距 1200x600適用) (使用標準長度T5燈管)
4'2"LEDx3	T8		
4'2"LEDx4	T8		
28W/54Wx2	T5		
28W/54Wx3	T5		
28W/54Wx4	T5		

■ 特點

- 1.本體為鐵板粉體烤漆 1.2m/m
- 2.本產品適用於2" 鋁擠型 T-GRID天花板之無塵室。
- 3.燈具本體為無縫設計，可隔絕粉塵進入，電源出線口採防水迫緊街頭完全達到氣密之效果。
- 4.燈具設計為上掀式，維護燈具時可從天花板上方操作，不須進入無塵室內，不會有室內更換燈管不方便及危險性。
- 5.燈罩與上蓋附氣密襯墊防止粉塵進入，能將室內乾淨空氣和天花板上之空氣完全隔絕達到防塵效果。
- 6.本燈具亦可設計成上掀部份為強化玻璃採雙面透光，可節省回風氣室之維修燈具及配管線及配置工資。
- 7.燈具本體中間隔條可防止維修人員掉落，增強施工的安全性。
- 8.燈具上蓋部份採強化設計，可承受維修人員重量。

■ 備註：本產品為訂製品，如需特殊規格可另行設計，尺寸可配合各廠牌 T-GRID製作。



Cleanroom T-Bar Troffer(Open Down)

無塵室T-Bar下掀式燈具

T5
T8
LED

069|070



4'2'LEDx3

Light	Lamps	Diffuser	Dimension L x W x H (mm)
4'2'LEDx2	T8	燈罩 1.PS板型 2.透明壓克力型 3.透明壓克力 4.鏡面反射板型(加裝)	1 : 1220x600x100 2 : 600x600x65 3 : 1170x570x109
4'2'LEDx3	T8		
4'2'LEDx4	T8		
28W/54Wx2	T5		
28W/54Wx3	T5		
28W/54Wx4	T5		

■ 特點

- 1.本產品適用於天花板採輕鋼架 T-Bar 或 Ceiling Grid型的無塵室。
- 2.本產品採用無縫設計，可抗天花板上下之空氣壓差，電源線出線口加裝迫緊頭，可將含塵的空氣完全隔離。
- 3.尺寸可多種選擇，配合輕鋼架或 Ceiling Grid 的開孔尺寸。
- 4.燈罩或反射板有不變形、不變透光度、不吸塵之特性。

■ 備註：透明壓克力型可採用抗U.V材質，亦可採色板。

Cleanroom Recessed Troffer 無塵室庫板嵌入股燈具

T8
LED



071 | 072

4'LEDx2(二段嵌入股)

Light	Lamps	Recessed Type	Dimension L x W x H (mm)
2'4'LEDx2	T8	2段嵌入股(下掀式)	1 : 675x338x125(2尺 二段嵌入股) 嵌入股 : 625x305
2'4'LEDx3	T8		2 : 1295x340x170(4尺 二段嵌入股) 嵌入股 : 1255x305
其他 可客製化		3段嵌入股(上下掀式)	3 : 1350x350x190(4尺 三段嵌入股) 嵌入股 : 1320x305

■ 特點

1. 本產品適用於天花板採庫板型設計的無塵室。
2. 本產品採用無縫設計，可抗天花板上下之空氣壓差，電源線出線口加裝迫緊頭，可將含塵的空氣完全隔離。
3. 燈罩採用強化玻璃，有不變形、不變透光度、不吸塵之特性。

4'LEDx2(二段嵌入股)



4'LEDx2(三段嵌入股)



4'LEDx2(三段嵌入股)



Cleanroom Mounted Fixture 無塵室庫板吸頂式燈具

T8
LED



KT-9C4202L

073 | 074

Light	Lamps	Diffuser	Dimension L x W x H (mm)
2'4'LEDx2	T8	燈罩	1296x260x100
2'4'LEDx3	T8	透明壓克力	1366x366x190

■ 特點

1. 本產品適用於天花板或庫板型設計的無塵室。
2. 本產品採用無縫設計，電源線出線口加裝迫緊頭，可將含塵的空氣完全隔離。
3. 燈罩採用透明或乳白色壓克力，有不變形、不變透光度、不吸塵之特性。



另購：底反射片



Mounted Fixture for Clean Room 無塵室吸頂型燈具

T5
T8
LED

075 | 076



4'LEDx2



4'LEDx1

Light	Lamps	Dimension L x W x H (mm)
4'LEDx1	T8	1523x50x90
4'LEDx2	T8	1523x100x90
28W/54Wx1	T5	1223x50x90
28W/54Wx2	T5	1223x100x90

■ 特點

1. 本產品適用 2" T-GRID 天花板及頂板為庫板之無塵室。
2. 燈具本體採鋁擠型，表面經陽極處理或白色粉體烤漆處理，側端封板採ABS材質，內部加入防火劑射出成型。
3. 燈腳採進口PC燈腳不易劣化。
4. 內部含電源線，結線採公母接頭，施工時不需另外配管線，附T型吊鉤固定燈具，節省施工成本。

Tear Drop Light(Clean Room)

無塵室淚滴型燈具

T5
T8
LED

077|078



4'LEDx1

Light

Lamps

Dimension L x W x H (mm)

4'LEDx1

T8

1227x50x90

28W/54Wx1

T5

1172x50x90

5'LEDx1

T8

1527x50x90

49W/80Wx1

T5

1467x50x90

■ 特點

- 1.本產品適用 2" T-GRID 天花板及頂板為庫板之無塵室。
- 2.燈罩採進口PC原料製造，為抗UV(384nm)，耐衝擊，耐高溫(130°C)，不易老化，比壓克力強度更強。
- 3.燈罩外型設計成淚滴形狀，引導風的流向不會產生擾流，讓室內灰塵經由HEPA帶入回風將灰塵過濾，不會產生滯留現象。
- 4.燈具本體採鋁擠型，表面經陽極處理或白色粉體烤漆處理，側端封板採ABS材質內部加入防火劑射出成型。
- 5.燈腳採進口PC燈腳不易劣化。
- 6.內部含電源線，結線採公母接頭，施工時不需另外配管線，附T型吊鉤固定燈具，節省施工成本。

Tear Drop Light

淚滴型經濟款燈具

T8
LED



KT-5401C_LED

079 | 080

	Light	Lamps	Dimension L x W x H (mm)
KT5-5201C	14Wx1	T5	608x28x48(±2)
KT5-5201C LED	2'LEDx1	T5	608x28x48(±2)
KT - 5201C LED	2'LEDx1	T8	639x31x63(±2)
KT5-5401C	28Wx1	T5	1208x28x48(±2)
KT5-5401C LED	4'LEDx1	T5	1208x28x48(±2)
KT - 5401C LED	4'LEDx1	T8	1256x31x63(±2)

■ 特點

1. 流線型設計。
2. 燈具本體採鋁擠型，表面白色粉體烤漆處理。
3. 側蓋採防火工程塑膠PC，抗U.V，符合ROSH。

另購：開關



連接器





連接線





Specialized Lighting 特殊燈具

- Explosion-Proof Lighting
- Badminton Lighting
- Lane Light IP65
- T5 / T8 / LED LIGHTING



Explosion-Proof Lighting 防爆燈具

T5
T8
LED



KTEX-1201SS



KTEX-1202SS

	Light	Lamps	Dimension L x W (mm)	Type	Material
KTEX5-1401SS	28Wx1	T5	1255x150	吸頂式 Mounting Type	鋁合金本體+強化玻璃+不鏽鋼鎖蓋 Aluminum Alloy Housing +Tempered Glass +Stainless Steel Fasteners
KTEX5-1401SS LED	4'LEDx1	T5	1255x150		
KTEX - 1401SS LED	4'LEDx1	T8	1310x150		
KTEX5-1402SS	28Wx2	T5	1255x205	吸頂式 Mounting Type	鋁合金本體+強化玻璃+不鏽鋼鎖蓋 Aluminum Alloy Housing +Tempered Glass +Stainless Steel Fasteners
KTEX5-1402SS LED	4'LEDx2	T5	1255x205		
KTEX - 1402SS LED	4'LEDx2	T8	1310x205		
KTEX5-1201SS	14Wx1	T5	692x150	吸頂式 Mounting Type	鋁合金本體+強化玻璃+不鏽鋼鎖蓋 Aluminum Alloy Housing +Tempered Glass +Stainless Steel Fasteners
KTEX5-1201SS LED	2'LEDx1	T5	692x150		
KTEX - 1201SS LED	2'LED x1	T8	702x150		
KTEX5-1202SS	14Wx2	T5	692x205	吸頂式 Mounting Type	鋁合金本體+強化玻璃+不鏽鋼鎖蓋 Aluminum Alloy Housing +Tempered Glass +Stainless Steel Fasteners
KTEX5-1202SS LED	2'LEDx2	T5	692x205		
KTEX - 1202SS LED	2'LEDx2	T8	702x205		

■ 特點：

1.防護等級：IP65,IP66*

2.防腐等級：WF1

*要求IP66,須註明

Badminton Lighting

羽毛球燈具

T5
T8
LED



KT5-4805(單面)



KT5-4165(雙面)

	Light	Lamps	Dimension L x W x H (mm)	Type	Material
KT5-4805(單面)	28W/54Wx8	T5	1300x600x200	吊掛式 Suspended Type	鋼板粉體烤漆+乳白色壓克力遮光罩 SPCC Powder Coating Steel & Acrylic Diffuser
KT5-4165(雙面)	28W/54Wx16	T5	1600x600x205		
KTE-4805 LED(單面)	4'LEDx8	T8	1300x600x200		
KTE-4165 LED(雙面)	4'LEDx16	T8	1600x600x205		

■ 特點：
照度穩定 分佈均勻沒有眩光，適用場所：羽球館、體育館

Lane Light IP65

車道燈具 IP65

T8
LED

087 | 088



KTE-1401TP



KTE-1402TP

	Light	Lamps	Dimension L x W x H (mm)
KT-1201TP LED	2'LEDx1	T8	686x100x54 (長度含防水接頭36mm,寬度不含螺絲)
KT-1202TP LED	2'LEDx2	T8	693x150x70 (長度含防水接頭36mm,高度含背架17mm,寬度不含螺絲)
KT-1401TP LED	4'LEDx1	T8	1286x100x54 (長度含防水接頭36mm,寬度不含螺絲)
KT-1402TP LED	4'LEDx2	T8	1293x150x70 (長度含防水接頭36mm,高度含背架17mm,寬度不含螺絲)

■ 特點：

1. 防水等級IP65
2. 材質：5mm 鋼板粉體烤漆+5mm 強化玻璃
3. 適用場所：停車場、騎樓、樓梯間、機房、冷凍冷藏庫、船舶

■ 備註：不鏽鋼材質提供選擇

Slim Lighting 細緻支架燈具

LED Strip Light

T5 Strip Light

LED T8 Series Strip Light

T5 / T8 / LED

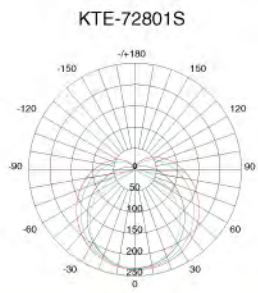
LIGHTING



LED Strip Light

LED 支架燈具

LED



KTE-70801S / 71401S / 72101S / 7280S

	Light	Voltage(V)	Efficiency	Luminous(Lm)			Power Factor	Beam Angle	Dimension L x W x H (mm)
				3000K	4000K	6000K			
KTE-72801S	18W	AC110-240V 50/60Hz	>0.9	1600lm±100	1800lm±100	1800lm±100	>0.9	>120	1172x21x33
KTE-72101S	14W		>0.9	980lm±100	1450lm±100	1450lm±100	>0.9	>120	872x21x33
KTE-71401S	9W		>0.85	800lm±100	850lm±100	850lm±100	>0.87	>120	572x21x33
KTE-70801S	5W		>0.85	400lm±100	500lm±100	500lm±100	>0.77	>120	311x21x33

■ 備註：發光效率會隨著LED精進而改變

連接器



連接線





T5 Strip Light

T5 支架燈具

T5

KT5-72801S




093 | 094

KT5-70801S / 71401S / 72101S / 72801S / 73501S

	Light	Lamps	Dimension L x W x H (mm)	Type	Material
KT5-73501S	35W	T5	1470x23x43	吸頂式 Mounting Type	鋁合金+PC燈頭 Aluminum Extrusion +PC Caps
KT5-72801S	28W	T5	1170x23x43		
KT5-72101S	21W	T5	870x23x43		
KT5-71401S	14W	T5	570x23x43		
KT5-70801S	8W	T5	310x23x43		

■ 備註：串接功能 / Interlinkable
可附PC罩或底反射片 / PC Diffuser or Back Reflector Optional

另購：PC罩



另購：底反射片




LED T8 Series Strip Light


LED T8 串接支架燈具

T8
LED

095 | 096



KT-7201S



KT-7401S

	Light	Lamps	Dimension L x W x H (mm)	Type	Material
KT-7401S	4'LEDx1	T8	1225x32x52	吸頂式 Mounting Type	工程塑膠 Engineering Plastic
KT-7201S	2'LEDx1	T8	605x32x52		




Light Tubes 燈管

- T5 Tubes
- T8 Color Tubes
- Germicidal Tubes
- T8 LED Tubes
- T5 / T8 / LED
LIGHTING

T5 Tubes

T5 燈管



	Wattage	Base	Working Current (A)	Voltage(V)			Lumen(Lm)	Length(mm)				
				Min	Rating	Max		A(Max)	B(Min)	B(Max)	C(Min)	D(Φ)
FL 8D-EX	8W	G5	0.145	48	56	64	480 lm ±10%	288.3	293.0	295.4	302.5	16
FL 14D-EX	14W	G5	0.170	72	82	92	1200 lm ±10%	549	553.7	556.1	563.2	16
FL 21D-EX	21W	G5	0.170	113	123	133	1900 lm ±10%	849	853.7	856.1	863.2	16
FL 28D-EX	28W	G5	0.170	150	167	184	2600 lm ±10%	1149	1153.7	1156.1	1163.2	16
FL 35D-EX	35W	G5	0.170	189	209	229	3300 lm ±10%	1449	1453.7	1456.1	1463.2	16
FL 54D-EX	54W	G5	0.460	108	118	128	4250 lm ±10%	1149	1153.7	1156.1	1163.2	16

■ 特點

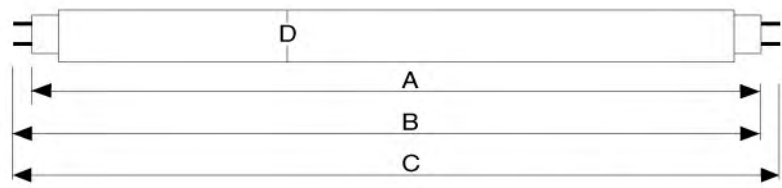
1. 產品類型：T5 螢光燈管-直管型雙端雙針。
2. 電壓：AC110V-220V 通用，取決於安定器。
3. 演色性指數：Ra>80。
4. 色溫：6500K / 3000K / 4000K。
5. 顏色：Red 紅 / Blue 藍 / Green 綠 / Yellow 黃 / Black 黑。
6. 使用壽命：20000h。



T5 螢光燈管系列

T8 Color Tubes

T8 色管



Diameter : T8 : Φ 25mm— Φ 26mm

	Wattage	Base	Current (mA)		Voltage(V)			Luminous	Dimension(mm)				Avg. Life(H)
			Work	Rated	Max	Min	A(Max)		B(Max)	C(Max)	D(Max)		
FL-T15	15W	G13	0.330	60	68	52	580	437.4	444.5	451.6	26	\geq 5000	
FL-T20	20W	G13	0.370	77	87	68	1060	589.8 580.0 台灣/日本	596.9	604.0 595.0 台灣/日本	26	\geq 5000	
FL-T30	30W	G13	0.405	84	94	74	1930	849.6	901.7	908.8	26	\geq 5000	
FL-T40	40W	G13	0.42	106	116	90	2540	1199.4	1204.1	1213.6	26	\geq 5000	

■特點

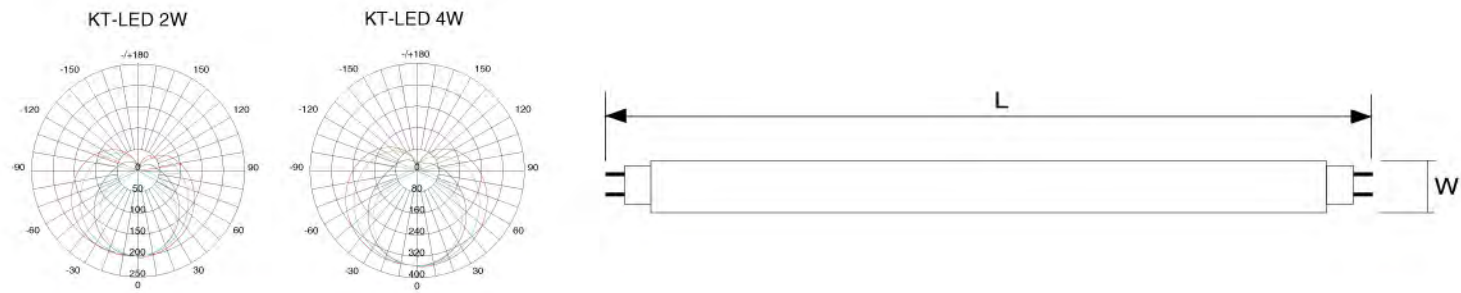
- 1.色溫: 3000K / 4000K / 5000K / 6500K。
- 2.顏色: Red紅 / Blue藍 / Green綠 / Yellow 黃 / Black 黑。



T8色管系列

T8 LED Tubes

T8 LED 燈管



KT-LED 2W

	Wattage	Voltage(V)	Power Factor	CRI	Beam Angle	CCT.	Dimension LxW(mm)	Luminous Efficiency	Luminous						
KT-LED 5W	22W	AC110-220V	>0.9	Ra>80	300°	6000K±350	G13 Φ26x1498	110lm/w	2400lm						
KT-LED 5WW						4000K±200		110lm/w	2400lm						
KT-LED 5Y						3000K±175		100lm/w	2200lm						
KT-LED 4W	18W				AC110-220V	>0.9	Ra>80	300°	6000K±350	G13 Φ26x1198	110lm/w	2000lm			
KT-LED 4WW									4000K±200		110lm/w	2000lm			
KT-LED 4Y									3000K±175		100lm/w	1800lm			
KT-LED 3W	14W							AC110-220V	>0.9	Ra>80	300°	6000K±350	G13 Φ26x893	110lm/w	1500lm
KT-LED 3WW												4000K±200		110lm/w	1500lm
KT-LED 3Y												3000K±175		100lm/w	1400lm
KT-LED 2W	9W	AC110-220V	>0.9	Ra>80							300°	6000K±350	G13 Φ26x589	110lm/w	1000lm
KT-LED 2WW												4000K±200		110lm/w	1000lm
KT-LED 2Y												3000K±175		100lm/w	900lm

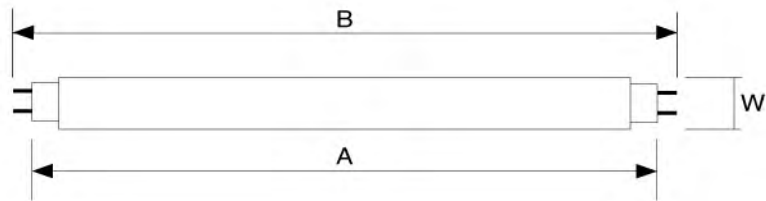


KT-LED 4W



Germicidal Tubes

殺菌燈管



	Wattage	Base	Working Current (A)	Voltage(V)			UV Intensity 1.0 m distance	Length(mm)		Length(mm) with pins	Diameter (mm)
				Min	Rating	Max		Without pins	Tolerance		
FL-T5 6W UV	6W	G5	0.160	36	42	48	8.2 $\mu\text{W}/\text{cm}^2$	212.1	+0/-2	226.3	15~16
FL-T5 8W UV	8W	G5	0.145	48	56	64	12.4 $\mu\text{W}/\text{cm}^2$	288.3	+0/-2	302.5	15~16
FL-T5 14W UV	14W	G5	0.170	72	82	92	24.9 $\mu\text{W}/\text{cm}^2$	549	+0/-2	563.2	15~16
FL-T5 21W UV	21W	G5	0.170	113	123	133	35.1 $\mu\text{W}/\text{cm}^2$	849	+0/-2	863.2	15~16
FL-T5 28W UV	28W	G5	0.170	150	167	184	43.9 $\mu\text{W}/\text{cm}^2$	1149	+0/-2	1163.2	15~16
FL-T8 15W UV	15W	G13	0.310	46	55	64	18.2 $\mu\text{W}/\text{cm}^2$	437.4	+0/-2	451.6	25~26
FL-T8 20W UV	18W/20W	G13	0.370	50	57	64	30.1 $\mu\text{W}/\text{cm}^2$	589.8	+0/-2	604	25~26
FL-T8 30W UV	30W	G13	0.365	86	96	106	42.6 $\mu\text{W}/\text{cm}^2$	894.6	+0/-2	908.8	25~26
FL-T8 40W UV	36W/40W	G13	0.430	93	103	113	53.7 $\mu\text{W}/\text{cm}^2$	1199.4	+0/-2	1213.6	25~26

■ 備註

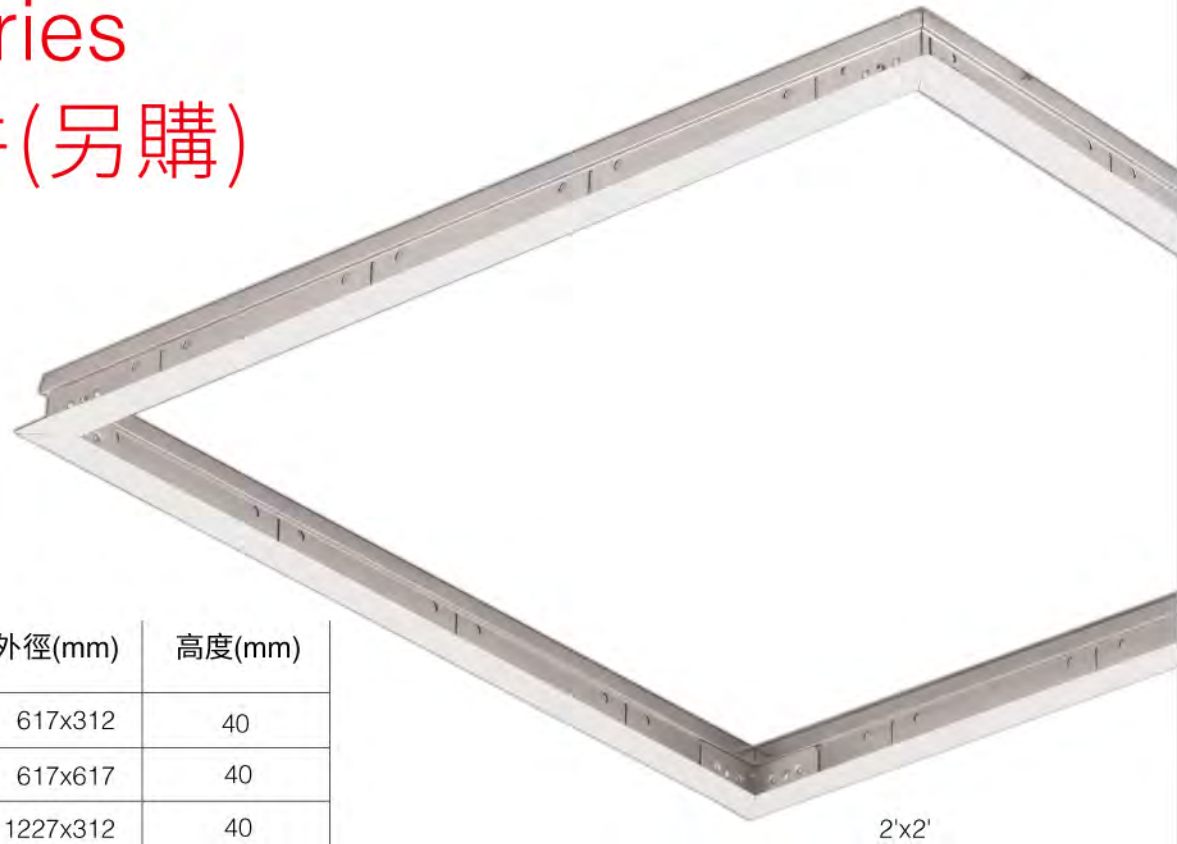
- 應用：對物體表面殺菌，空氣殺菌，廣泛應用於醫院，空調系統，消毒櫃，食品加工等。
- 二類殺菌燈供選擇：
 - 高硼殺菌燈，也稱臭氧殺菌燈，點燈時有臭味產生；
 - 無臭氧殺菌燈，點燈不會產生味道。可做帶保護環的。
- 無臭氧殺菌燈的成本要高於有臭氧，所以如果有供應商報價剛好相反則要特別注意，很可能是假殺菌燈或者是摻假。
- 如需特殊功率，長度等，可另行設計。



殺菌燈管



Accessories 各式配件(另購)



嵌入框	內徑(mm)	外徑(mm)	高度(mm)
1'x2'	603x298	617x312	40
2'x2'	603x603	617x617	40
4'x1'	1213x298	1227x312	40
4'x2'	1213x603	1227x617	40

KANJIN

燈腳座系列 | Lampholders



接線座系列 | Terminal blocks



吊桿組 | Suspending poles



吊鍊組 | Suspending chains



KANJIN
倍加用心, 只為最好